CHESS PUZZLE BOOK

Large Print Chess Puzzles

220 Checkmates and Tactics for Seniors and Adults, 2 Big Boards per Page, with Solutions



Harper Lane

Sample pages

Large Print Chess Puzzles

220 Checkmates and Tactics for Seniors and Adults, 2 Big Boards per Page, with Solutions

Copyright © 2026 Harper Lane. All rights reserved.

No part of this book may be reproduced, stored in a retrieval system or transmitted in any form or by any means, electronic, mechanical, photocopying, recording or otherwise, without written permission from the publisher, except for brief quotations in a review. The puzzle pages may be copied for your own personal use.

Every one of the 220 puzzles in this book was checked by computer, twice, with two separately written programs: every position is legal, every printed move is legal, and every puzzle has exactly one winning first move.

Positions from real games come from the Lichess.org open puzzle database (public domain, CC0); each one was re-checked for this book.

Chess diagrams: the classic piece drawings by Colin M.L. Burnett, used under the BSD licence.

First edition, 2026

Contents

How to Use This Book **4**

The Tactics in This Book **6**

Mate in 1 . . . . . **8**
Puzzles 1 to 80

Free Pieces **49**
Puzzles 81 to 120

Forks **70**
Puzzles 121 to 160

Mate in 2 . . . . . **91**
Puzzles 161 to 220

Solutions **122**

Score Sheet **137**

Sample pages

How to Use This Book

Every diagram shows a position from a real game or a classic pattern. Find the best move for the side to move, write it on the line under the diagram, then check it in the solutions at the back. Take your time: set up the position on a board if you like, and look at every check and capture first.



Squares

Files a to h run left to right, ranks 1 to 8 run bottom to top. White always plays up the page.

Who moves

The small circle at the edge of the board shows who moves: white circle at the bottom for White, black circle at the top for Black. It is also written over every diagram.

Example

Here White to move plays 1. Rd8#: the rook goes to d8 and it is checkmate.

Sample pages

Reading the moves

K Q R B N	king, queen, rook, bishop, knight (a pawn move has no letter: e4)
x	captures: Nxe5 means a knight takes on e5
+	check
#	checkmate
O-O, O-O-O	castles on the king side, on the queen side
=Q	a pawn promotes: e8=Q
1. ... and 1...	a White move, and a Black move (1... Qh4 is Black's first move)

Solutions start on page 122. Each one gives the moves, then a short note on the idea. When the answer is a mate in two or three, the main line shows the strongest defence, and a few other defences are listed in brackets.

Sample pages

The Tactics in This Book



Mate in 1

Find the one move that checkmates. Look at every check first: which one leaves the king no square, no block and no capture?

Example: White mates in 1. 1. Nd6#. Smothered mate: the knight mates on d6 and the king is boxed in by its own pieces.



Free Pieces

Spot the piece that is not protected, or protected too little, and win it.

Example: White to move. 1. Qxg6 Qd2+ 2. Qg2. Free piece. White wins a rook.

Sample pages



Forks

One piece attacks two or more enemy pieces at the same time. The opponent can only save one of them. Knights and queens fork best, and a fork with check is the strongest of all.

Example: White to move. 1. Qe5+ Ka8 2. Nc7+ Ka7 3. Nxe8. Fork: after move 2 the knight on c7 attacks the queen and the king. White wins the queen.

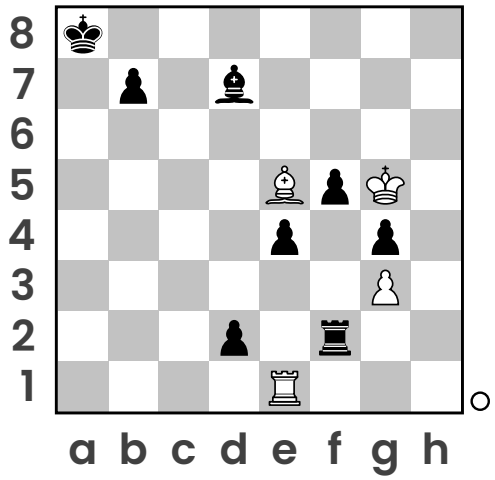

Mate in 2

Your first move (the key) forces mate on your next move, whatever the opponent replies. The key is often a check or a sacrifice, sometimes a quiet move that leaves the opponent helpless.

Example: White mates in 2. 1. Ra1+ Ba4 2. Rxa4#. A forcing check first. The rook mates on a4.

Sample pages



MATE IN 1

Puzzles 1 to 80

One move, one checkmate. Check every check.

Sample pages

1 White mates in 1



★☆☆

Answer:

_____

_____

2 White mates in 1



★☆☆

Answer:

_____

_____

Sample pages

3 White mates in 1



★☆☆

Answer:

_____

_____

4 White mates in 1



★☆☆

Answer:

_____

_____

Sample pages

5 White mates in 1



★☆☆

Answer:

6 White mates in 1



★☆☆

Answer:

Sample pages

7 White mates in 1



★☆☆

Answer:

_____

_____

8 White mates in 1



★☆☆

Answer:

_____

_____

Sample pages