COLOR NONOGRAMS

60 Multicolor Picture Logic Puzzles for Adults, Easy to Expert, Printed in Color with Full Color Solutions



Harper Lane

Color Nonograms: 60 Multicolor Picture Logic Puzzles for Adults, Easy to Expert, Printed in Color with Full Color Solutions

Copyright © 2026 Harper Lane. All rights reserved.

No part of this book may be reproduced or copied in any form without written permission from the publisher, except for personal use by the buyer.

Every one of the 60 puzzles in this book was checked by computer: it has exactly one solution, and you can reach it with logic alone, one row or column at a time. No guessing is ever needed.

This book is printed in color. For the best results use colored pencils that match the color key on each puzzle page. Test your pencils on the "Your Colors" page first.

Contents

How to Solve a Color Nonogram 4

A Worked Example 5

Your Colors (test your pencils) 6

Easy Puzzles 7

Puzzles 1 to 15: 15 puzzles, grids up to 15 x 15, 2 to 4 colors

Medium Puzzles 22

Puzzles 16 to 30: 15 puzzles, grids up to 20 x 20, 3 to 5 colors

Hard Puzzles 37

Puzzles 31 to 45: 15 puzzles, grids up to 21 x 25, 3 to 5 colors

Expert Puzzles 52

Puzzles 46 to 60: 15 puzzles, grids up to 24 x 27, 4 to 6 colors

Solutions 67

Sample pages

How to Solve a Color Nonogram

Each puzzle hides a picture. The numbers beside each row and above each column tell you how many squares in that line are filled, and with which color. Color the right squares and the picture appears.

1. Each number is a block of squares in its color.



A brown 3 means three brown squares in a row. The blocks come in the same order as the numbers: left to right for a row, top to bottom for a column.

2. Blocks of different colors may touch.



A brown block can sit right next to a green block, with no gap between them. They may also have a gap. The puzzle decides.

3. Blocks of the same color need at least one empty square between them.



Two brown numbers in a row always have one empty square or more between their blocks, otherwise they would be one longer block.

Tips

- Start with the big numbers. A block longer than half its line always covers the middle squares: color the overlap.
- Colors split lines into pieces. Where a row needs a color, every column crossing it must allow that color too.
- Mark the squares you know are empty with a small dot, so you can see the gaps.
- Work with a pencil of each color in the key, and check the "Your Colors" page before you start.
- Light colors have a darker edge around their number box, so they stay easy to see.

The levels in this book

EASY	★☆☆☆	15 puzzles, grids up to 15 x 15, 2 to 4 colors
MEDIUM	★★☆☆	15 puzzles, grids up to 20 x 20, 3 to 5 colors
HARD	★★★☆	15 puzzles, grids up to 21 x 25, 3 to 5 colors
EXPERT	★★★★	15 puzzles, grids up to 24 x 27, 4 to 6 colors

Sample pages

A Worked Example

This little 9 x 10 puzzle is not one of the book's puzzles. It is solved one line at a time: each step works out one row or column from its own clue and the squares already known. Every panel shows the board after the highlighted line. It takes 16 steps.

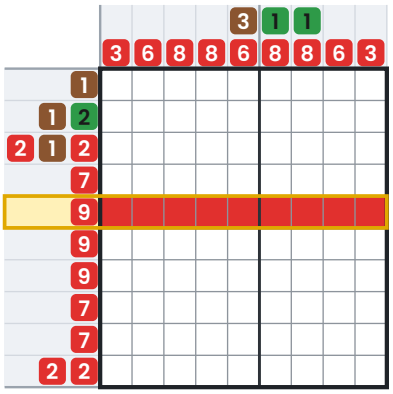

Step 1: Row 5 (9 red): 9 squares colored. The blocks fill the whole line.

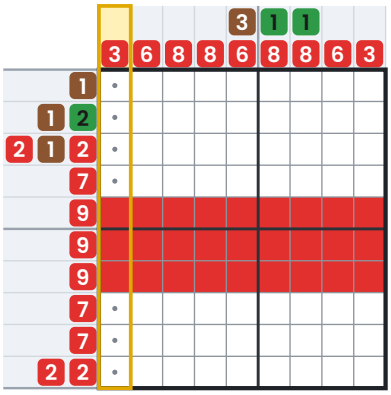

Step 4: Column 1 (3 red): 7 marked empty.

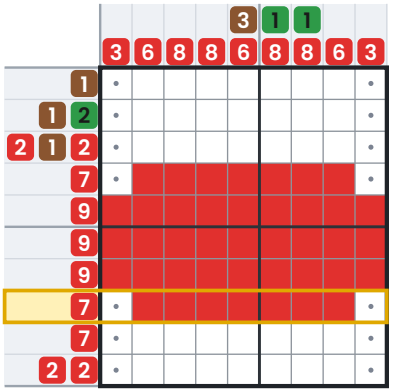

Step 7: Row 8 (7 red): 7 squares colored.

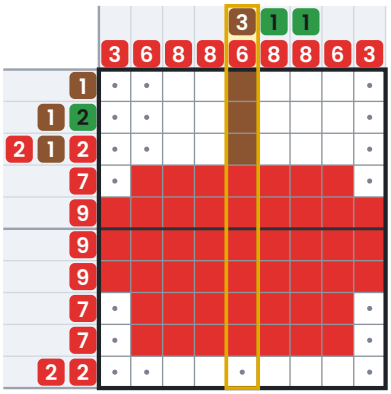

Step 10: Column 5 (3 brown, 6 red): 3 squares colored, 1 marked empty.

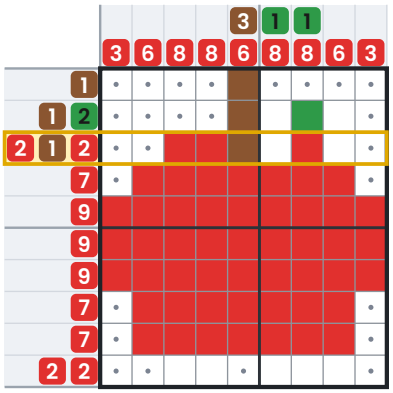

Step 13: Row 3 (2 red, 1 brown, 2 red): 3 squares colored.

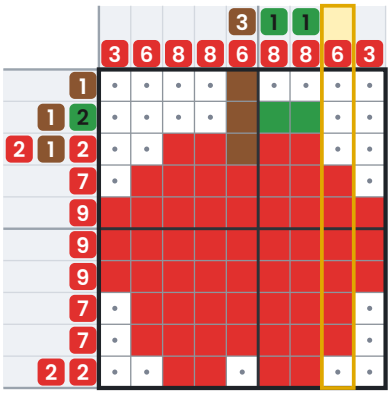

Step 16: Column 8 (6 red) finishes the grid. The picture is an apple!

Sample pages

Your Colors

These are all the colors in this book. Find a pencil for each one and color a little of its test box. If two of your pencils look alike on paper, swap one for a clearer shade before you start.

test here

Black in 25 puzzles		**Lavender** in 10 puzzles	
Brown in 23 puzzles		**Blue** in 9 puzzles	
Red in 21 puzzles		**Pink** in 9 puzzles	
Yellow in 20 puzzles		**Light Gray** in 8 puzzles	
Green in 18 puzzles		**Dark Red** in 8 puzzles	
Tan in 15 puzzles		**Teal** in 8 puzzles	
Light Blue in 15 puzzles		**Peach** in 6 puzzles	
Light Green in 13 puzzles		**Navy** in 6 puzzles	
Orange in 12 puzzles		**Purple** in 3 puzzles	
Dark Green in 11 puzzles		**Gray** in 2 puzzles	

Sample pages

Puzzle 1

★☆☆☆ EASY

12 x 9 · 2 colors · Hint: something that grows

Time: _____

Gray Blue

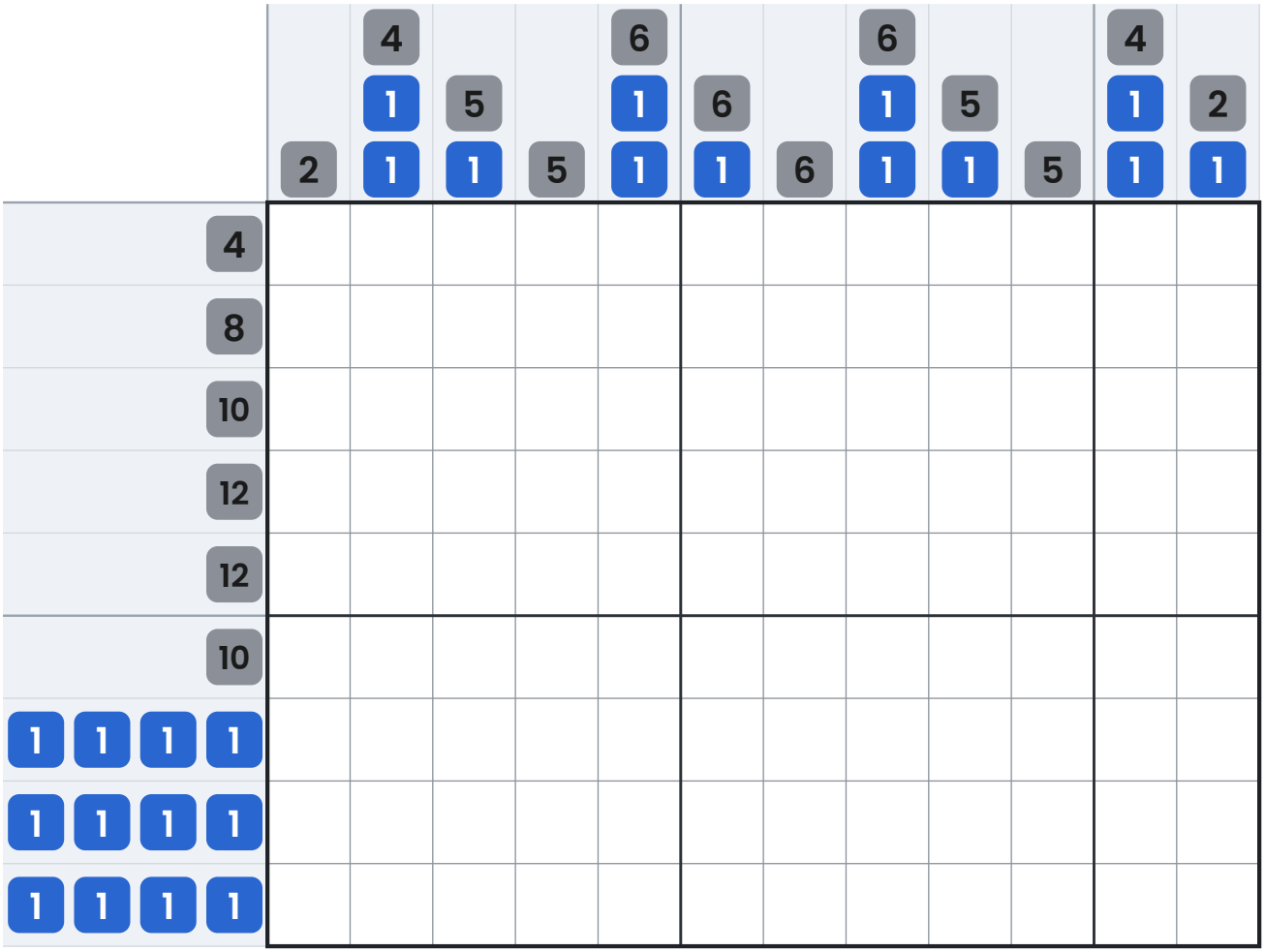

Puzzle 2

★☆☆☆ EASY

15 x 15 · 4 colors · Hint: a building

Time: _____

Tan Gray Red Light Blue

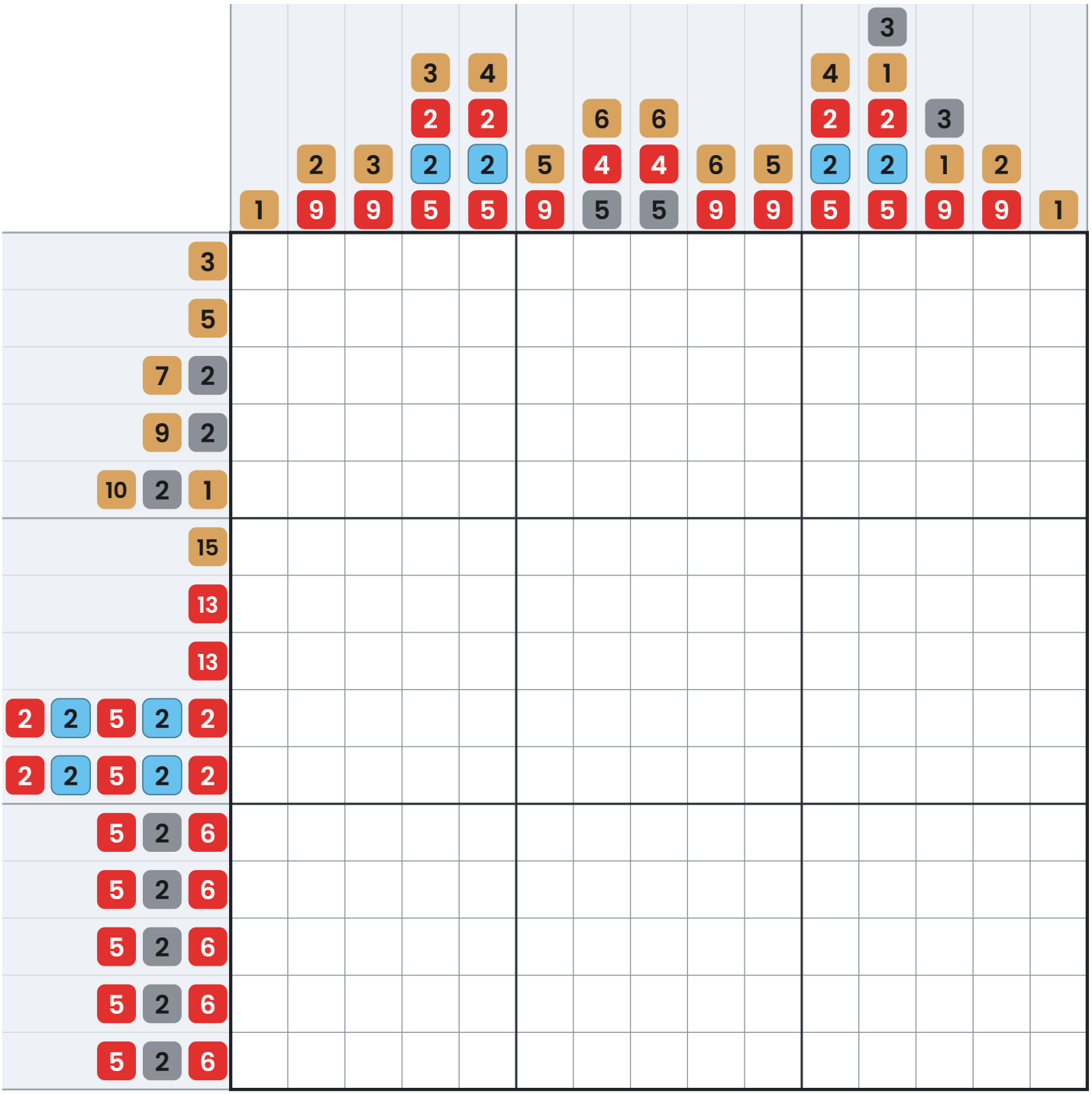

Sample pages

Puzzle 3

★☆☆☆ EASY

12 x 13 · 4 colors · Hint: something to drink from

Time: _____

Light Gray Brown Yellow Pink

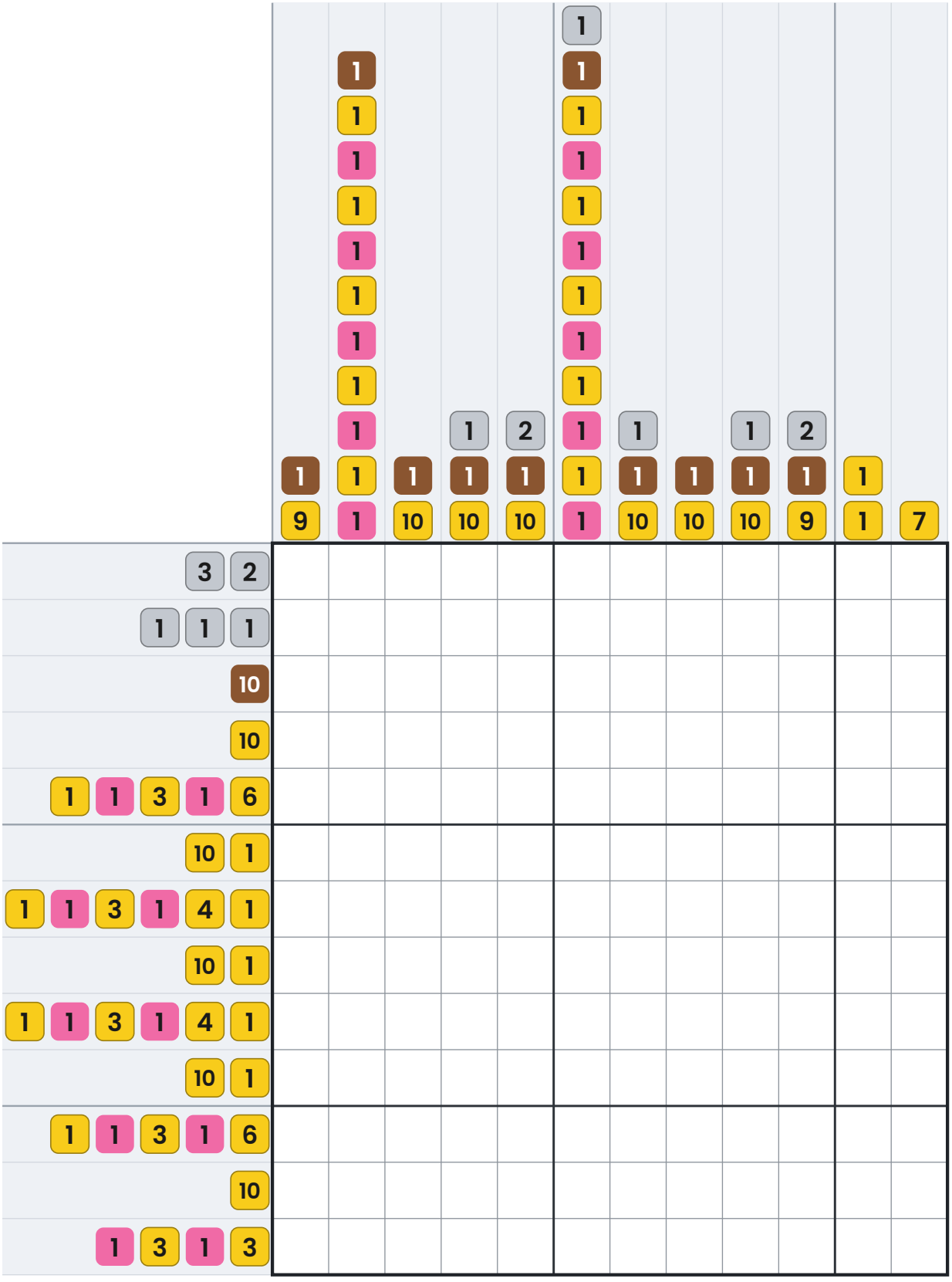

Sample pages

Puzzle 4

★☆☆☆ EASY

15 x 15 · 4 colors · Hint: a building

Time: _____

Blue Tan Light Blue Dark Green

				3 2 2 5	4 2 2 5		6 4 5	6 4 5			4 2 2 5	3 2 2 5				
	1	2 9	3 9			5 9			6 9	5 9			3 9	2 9	1	
3																
5																
7																
11																
13																
15																
13																
13																
2 2 5 2 2																
2 2 5 2 2																
5 2 6																
5 2 6																
5 2 6																
5 2 6																
5 2 6																

Sample pages

Puzzle 5

★☆☆☆ EASY

15 x 9 · 4 colors · Hint: something that swims

Time: _____

Lavender Blue Black Green

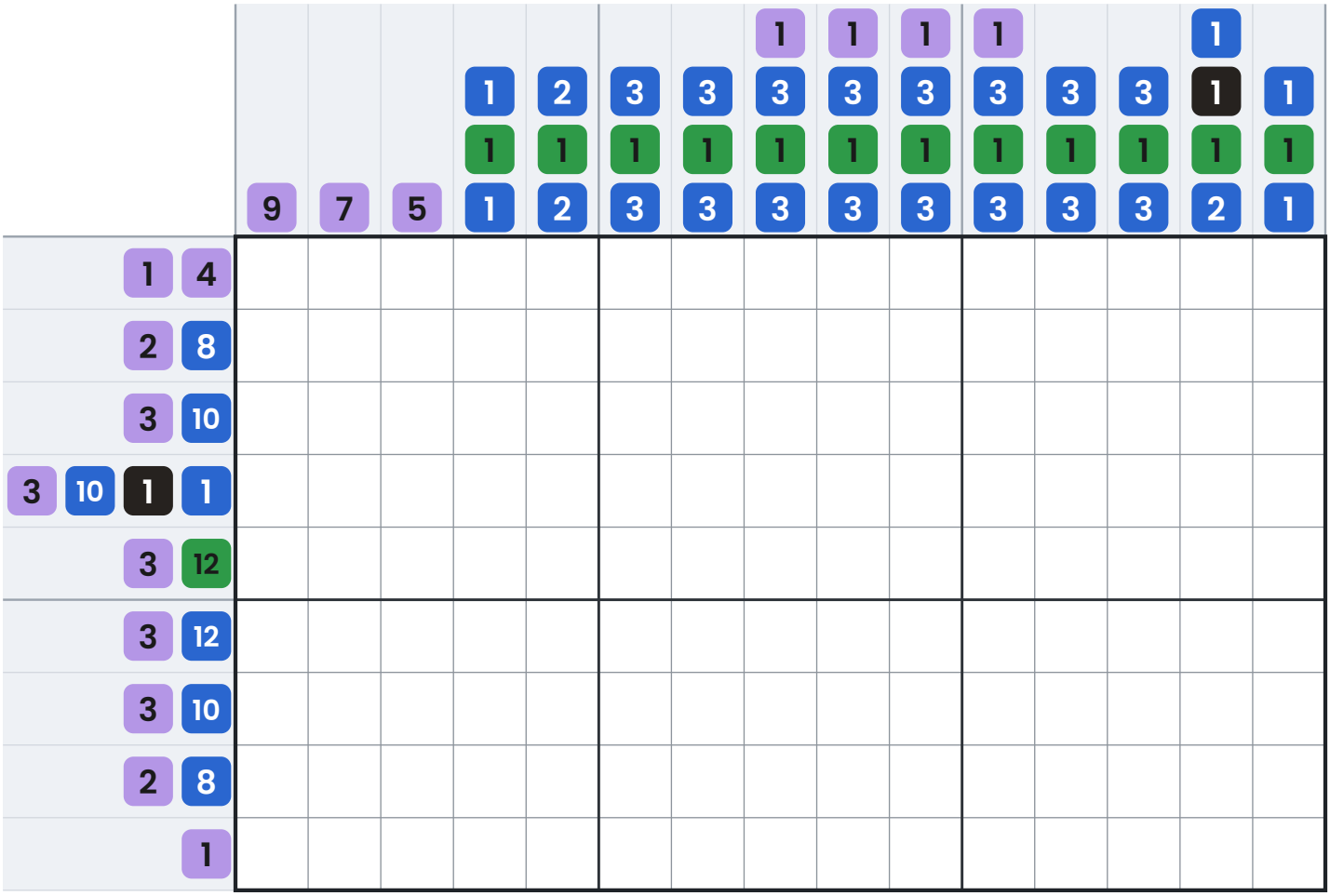

Puzzle 6

★☆☆☆ EASY

11 x 9 · 3 colors · Hint: an animal

Time: _____

Purple Black Yellow

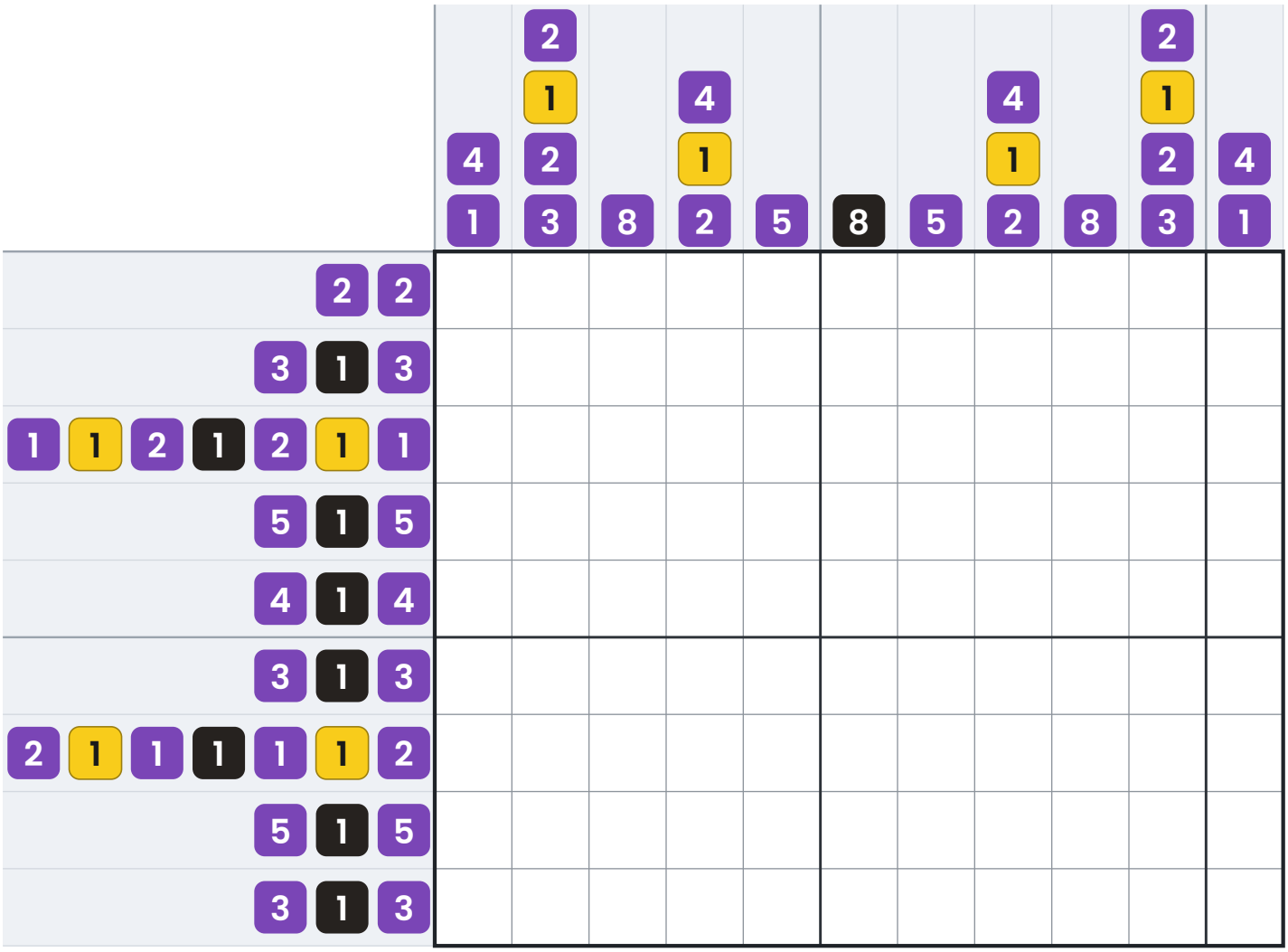

Sample pages