VISUAL LOGIC AND REASONING

IQ Pattern Puzzles for Adults

200 Visual Logic Puzzles: Figure Matrices, Series, Analogies, Paper Folding, Cube Nets and Number Patterns, Easy to Expert, with Explained Answers



Harper Lane

Sample pages

IQ Pattern Puzzles for Adults

200 Visual Logic Puzzles: Figure Matrices, Series, Analogies, Paper Folding, Cube Nets and Number Patterns, Easy to Expert, with Explained Answers

Copyright © 2026 Harper Lane. All rights reserved.

No part of this book may be reproduced, stored or transmitted in any form or by any means without written permission from the publisher, except for brief quotations in a review. The puzzle pages may be copied for your own personal or single-classroom use.

All 200 puzzles in this book are original. Each one was checked by two separate computer programs: one that built it from its rules and one that solved it again from the printed pictures, so every puzzle has exactly one answer.

This book is for practice and fun. It is not an IQ test, it does not measure IQ or any score, and it is not affiliated with, endorsed by or connected to any test publisher, testing program or school.

First edition, 2026

Contents

How to Use This Book 4

1. Figure Matrices 5

2. What Comes Next 30

3. Figure Analogies 40

4. Odd One Out 49

5. Paper Folding 56

6. Mirrors and Turns 64

7. Cube Nets 71

8. Number Series 79

9. Number Grids 84

Answers 88

Score Tracker 98

Sample pages

How to Use This Book

This book has 200 original reasoning puzzles in 9 kinds: figure matrices, what comes next, figure analogies, odd one out, paper folding, mirrors and turns, cube nets, number series and number grids. Each chapter opens with a worked example, and the puzzles in every chapter climb from Easy to Expert. Every puzzle has exactly one answer, and the answer key explains which rules lead to it.

Tips

- Work in pencil and write your answer next to each puzzle; the answers with explanations start on page 88.
- Look for one rule at a time. Most puzzles combine two or more rules: shape, shading, size, number, position and turning can each follow their own rule.
- Check your answer against every option. Every wrong option breaks at least one rule, and the closest ones differ by a single detail.
- Time yourself if you like: the score tracker at the back keeps your progress for each chapter.

The levels

★☆☆☆	**Easy**	one rule to find
★★☆☆	**Medium**	two rules at once
★★★☆	**Hard**	three rules, or a trickier kind of rule
★★★★	**Expert**	four rules, combined pictures, folds and turns

A note on IQ: these puzzles are the kinds used in reasoning tests, written for practice and fun. This book is not an IQ test and cannot measure IQ.

In this book

Figure Matrices · puzzles 1 to 48

What Comes Next · puzzles 49 to 74

Figure Analogies · puzzles 75 to 98

Odd One Out · puzzles 99 to 122

Paper Folding · puzzles 123 to 142

Mirrors and Turns · puzzles 143 to 158

Cube Nets · puzzles 159 to 172

Number Series · puzzles 173 to 188

Number Grids · puzzles 189 to 200

Sample pages

CHAPTER 1

Figure Matrices

Each grid follows rules that run along its rows. From box to box a shape may grow or shrink, turn, change its shading, or appear exactly once in every row; in the hardest grids the third box is made by combining the first two. Find what changes along the first two rows, then use the same rules to finish the last row.

Puzzles 1 to 48, Easy to Expert.

WORKED EXAMPLE

Ex **Which picture completes the grid?** ★☆☆☆





Answer: B. Along each row, the number of shapes is 5, 6 and 3 in some order: each one appears once. The shape and shading stay the same along each row. So the missing picture is five black squares: B.

What to look for

- Compare the boxes along a row: what stays the same, and what changes?
- Check one feature at a time: shape, shading, size, number, position, direction.
- If the third box looks like a mix of the first two, try putting them together, or keeping only what they share or do not share.

Sample pages

1 Which picture completes the grid?

★☆☆☆





A B C D E F G H

---

2 Which picture completes the grid?

★☆☆☆



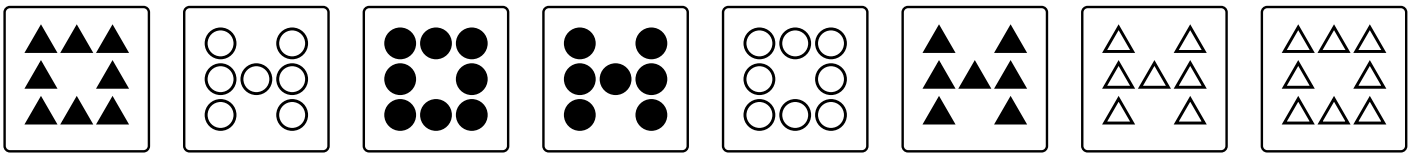

A B C D E F G H

Sample pages

3 Which picture completes the grid?

★☆☆☆





A B C D E F G H

---

4 Which picture completes the grid?

★☆☆☆



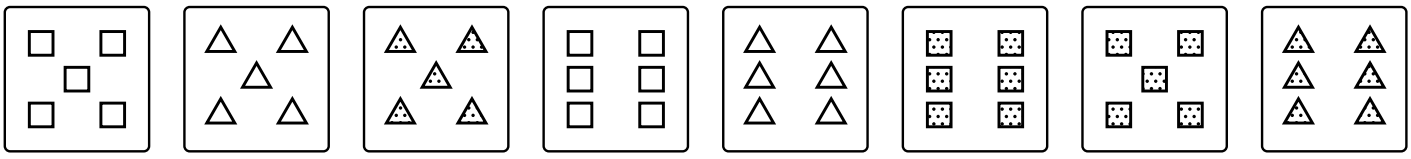

A B C D E F G H

Sample pages

5 Which picture completes the grid?

★☆☆☆



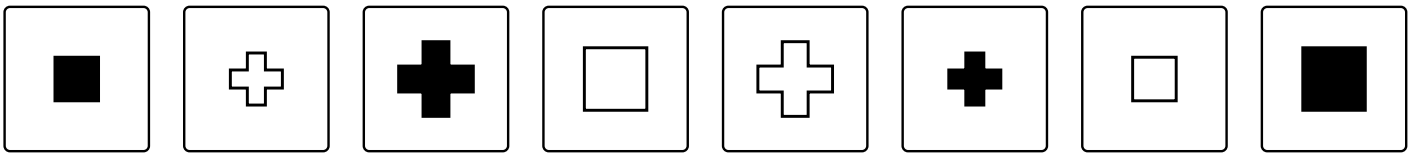

A B C D E F G H

6 Which picture completes the grid?

★☆☆☆





A B C D E F G H

Sample pages

7 Which picture completes the grid?

★☆☆☆





A B C D E F G H

---

8 Which picture completes the grid?

★☆☆☆



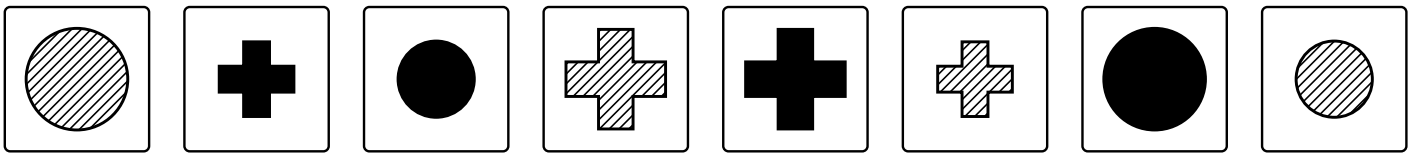

A B C D E F G H

Sample pages

9 Which picture completes the grid?

★☆☆☆



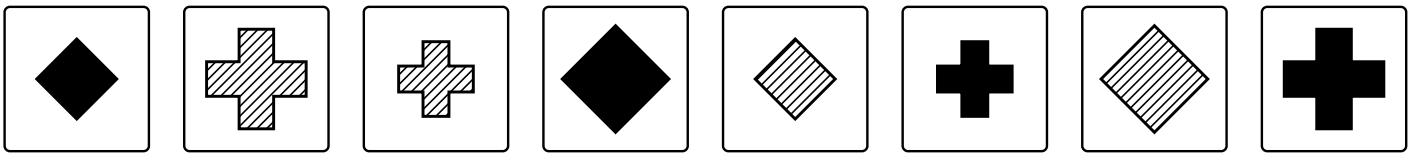

A B C D E F G H

---

10 Which picture completes the grid?

★☆☆☆



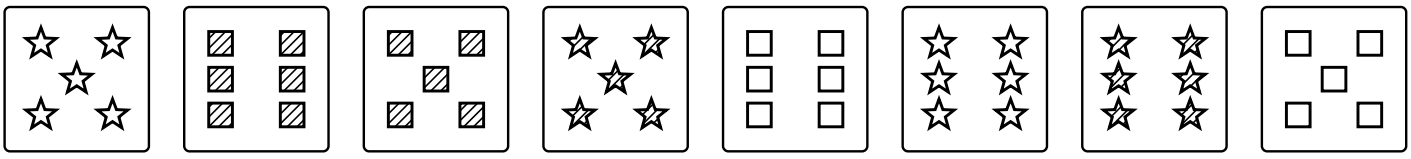

A B C D E F G H

Sample pages

11 Which picture completes the grid?

★☆☆☆



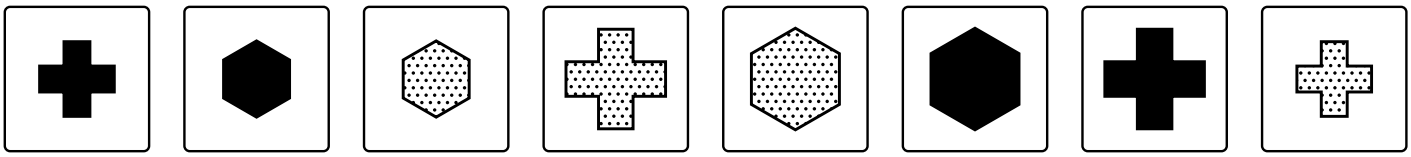

A B C D E F G H

---

12 Which picture completes the grid?

★☆☆☆





A B C D E F G H

Sample pages

13 Which picture completes the grid?

★★☆☆





A B C D E F G H

---

14 Which picture completes the grid?

★★☆☆



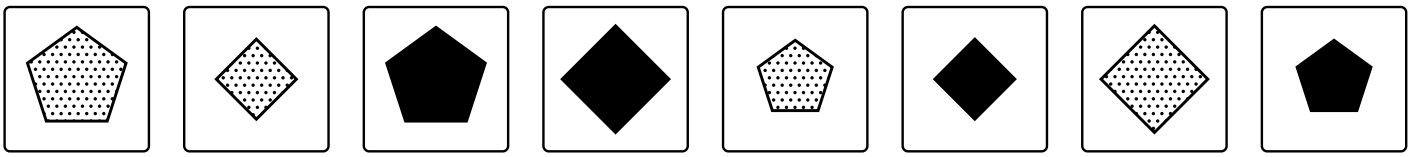

A B C D E F G H

Sample pages