A BOOK OF BRAIN TEASERS

Large Print Logic Games for Adults

100 Brain Teasers: Truth and Lies, Seating Plans, Balance Scales, Rankings, Schedules, Secret Numbers and Codes, Easy to Expert, with Hints and Answers Explained



Harper Lane

Sample pages

Large Print Logic Games for Adults

100 Brain Teasers: Truth and Lies, Seating Plans, Balance Scales, Rankings, Schedules, Secret Numbers and Codes, Easy to Expert, with Hints and Answers Explained

Copyright © 2026 Harper Lane. All rights reserved.

No part of this book may be reproduced, stored in a retrieval system or transmitted in any form or by any means, electronic, mechanical, photocopying, recording or otherwise, without written permission from the publisher, except for brief quotations in a review. The puzzle pages may be copied for your own personal use.

All 100 puzzles in this book are original. Each one was checked by computer: it has exactly one answer, every clue is needed, and it can be solved by reasoning alone, without guessing.

All names, places and situations in the puzzles are made up. Any resemblance to real people is a coincidence.

First edition, 2026

Contents

How to Use This Book 4

Meet the Puzzles 5

A Worked Example 7

Easy Puzzles 9
Puzzles 1 to 25

Medium Puzzles 35
Puzzles 26 to 50

Hard Puzzles 61
Puzzles 51 to 75

Expert Puzzles 87
Puzzles 76 to 100

Hints 113

Answers, Step by Step 117

Sample pages

How to Use This Book

This book holds 100 logic games of 7 different kinds. Each one is a short story with a few clues and exactly one answer. You never need to guess, and you never need special knowledge: every answer can be reached by careful reasoning from the clues alone.

The puzzles get harder as you go. Each one shows its level with stars in the top corner.

★☆☆☆ **Easy**	Gentle warm-ups that follow straight from the clues.
★★☆☆ **Medium**	More clues, and a few steps to combine.
★★★☆ **Hard**	Bigger puzzles. Some need you to test an idea.
★★★★ **Expert**	Long chains of reasoning and careful testing.

- ✓ Use a pencil, and write in the picture under each puzzle as you work it out.
- ✓ Stuck? The hints start on page 113. Each hint points you to a good first step without giving the answer away.
- ✓ The answers start on page 117. Every answer comes with a short step-by-step explanation, so you can see exactly how to get there.
- ✓ Read every clue exactly as written. "Ahead of" is not the same as "right ahead of", and "next to" means right beside.

Sample pages

Meet the Puzzles



Truth and Lies

Every islander is either a Truth-teller, who always tells the truth, or a Liar, who always lies. Each quote was said by the islander named. Work out which kind each islander is.

Tip: Suppose someone is a Truth-teller and follow what that means. If you reach a statement that can be neither true nor false, your supposition was wrong.



Seating Plans

Everyone sits in a different seat. In a row, the seats are numbered from left to right, so "to the left of" means a lower seat number. Around a table, the seats are numbered clockwise and the last seat is next to seat 1. "Next to" means in the seat right beside.

Tip: Write names into the seats in the picture as you go, and pencil in the possibilities.



Balance Scales

Every scale is balanced: both pans weigh the same. Shapes of the same kind always weigh the same, and a block with a number on it weighs that much. Find the weight of each shape.

Tip: Look for a scale with only one kind of shape you do not know yet. Or compare two scales and take away what they have in common.



Rankings

Everyone has a different place, with no ties. "Ahead of", "higher than" or "taller than" does not mean right next to. "One place ahead" does.

Tip: Draw the places as a ladder and slide the names up and down until every clue fits.

Sample pages



Secret Numbers

Every clue is true. Exactly one number in the range fits all of the clues. The ones digit is the last digit, the tens digit is the one before it.

Tip: Start with the clue that allows the fewest numbers, write them all down, then cross them off clue by clue.



Schedules

Each person has a different day or time, and a different activity. "The day after" means the very next day. "Earlier in the week" means any day before.

Tip: Use the table under the puzzle: fill in what you know for sure, and pencil in the rest.



Crack the Code

The code has three different digits. Each guess says how many of its digits are in the code, and whether they sit in the same place as in the code.

Tip: Start with a guess where nothing is correct and cross those digits out everywhere.

Sample pages

A Worked Example

Here is a puzzle like the ones in this book, and how to solve it. Every answer at the back of the book is explained the same way.

Ex **TRUTH AND LIES**
The Hilltop

★☆☆☆
EASY

On the Island of Truth and Lies, every islander is either a Truth-teller, who always tells the truth, or a Liar, who always lies. On the hilltop you meet Alma, Dina, Glen and Ian.

A **Alma says:** “Glen is a Liar.”

D **Dina says:** “Alma and Glen are both Truth-tellers.”

G **Glen says:** “Ian is a Liar.”

I **Ian says:** “Dina is a Liar.”

▶ **Who is a Truth-teller, and who is a Liar?**

How to solve it

1. Suppose Dina is a Truth-teller. Then Alma is a Truth-teller and Glen is a Liar, but that makes Dina's statement impossible. So Dina is a Liar.
2. Ian's statement “Dina is a Liar” is true, so Ian is a Truth-teller.
3. Glen's statement “Ian is a Liar” is false, so Glen is a Liar.
4. Alma's statement “Glen is a Liar” is true, so Alma is a Truth-teller.

Answer: Alma and Ian are Truth-tellers; Dina and Glen are Liars.

Sample pages

EASY

★☆☆☆

Puzzles 1 to 25

Gentle warm-ups that follow straight from the clues.



Sample pages

1 TRUTH AND LIES
The Hilltop

★☆☆☆
EASY

On the Island of Truth and Lies, every islander is either a Truth-teller, who always tells the truth, or a Liar, who always lies. On the hilltop you meet Bert, Glen and Opal.

B **Bert says:** “Opal is a Truth-teller.”

G **Glen says:** “Opal is a Truth-teller.”

O **Opal says:** “Bert and Glen are the same kind.”

▸ Who is a Truth-teller, and who is a Liar?

Circle T for a Truth-teller or L for a Liar.

Bert	Glen	Opal
T L	T L	T L

Notes

Sample pages

2 SEATING PLANS
Movie Night

★☆☆☆
EASY

Four friends sit in a row of four seats at the cinema. They are Lou, Nell, Otto and Ruth.

The seats are numbered 1 to 4 from left to right, as in the picture.

1. Ruth sits somewhere to the left of Otto.
2. Lou sits somewhere to the left of Nell.
3. Lou sits in seat 3.

▶ Who sits in each seat?

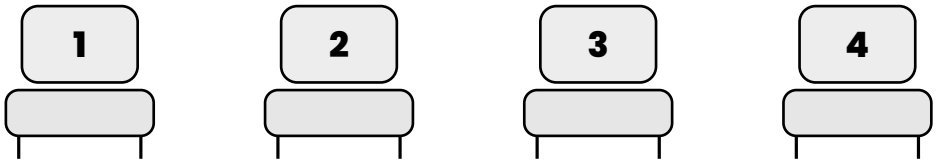

left right

Notes

Sample pages

3 BALANCE SCALES
Weigh It Up

★☆☆☆
EASY

Every scale below is perfectly balanced. Shapes of the same kind always weigh the same, and a block with a number on it weighs that much.

Scale 1

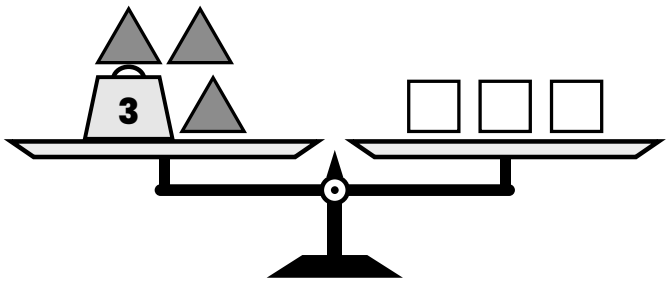

Scale 2

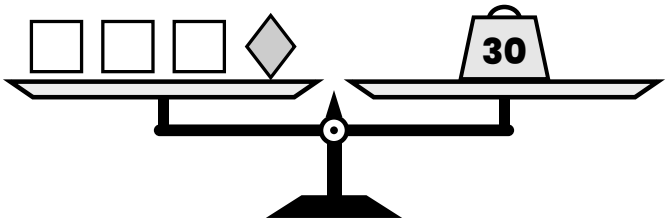

Scale 3

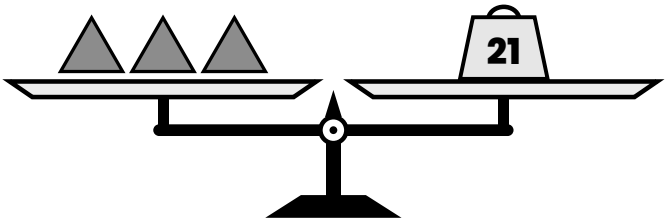

▸ How much does each shape weigh?

□ = _____ △ = _____ ◇ = _____

Notes

Sample pages

4 RANKINGS
The Flower Show

★☆☆☆
EASY

Four gardeners entered their roses at the flower show. The judges placed them from first to last, with no ties. They are Irma, Kate, Pete and Una.

1. Pete placed one place below Irma.
2. Kate placed higher than Una.
3. Pete placed one place above Una.

▶ **In what order were they placed?**

1st	2nd	3rd	4th

Notes

Sample pages