Large Print Memory Activity Book for Seniors

90 Relaxing Memory Games and Brain Activities: Pictures, Words, Stories, Sayings and Patterns, with Answers



Harper Lane

Sample pages

Large Print Memory Activity Book for Seniors

Copyright © 2026 Harper Lane. All rights reserved.

No part of this book may be copied or shared without the written permission of the publisher, except for the pages a reader copies for personal use or for the person they care for.

This book is for enjoyment and gentle mental activity. It is not a medical product and is not meant to diagnose or treat any health condition. If you have concerns about memory, please talk to a doctor.

Printed in large print. A pencil works best: it will not show through the paper.

Pictures: Phosphor Icons (MIT License). Fonts: Atkinson Hyperlegible, made for readers with low vision, and DM Serif Display (SIL Open Font License). The sayings are traditional and in the public domain; where each one comes from is given in the answers.

Welcome

This book is full of gentle activities to enjoy at your own pace: pictures, words, short stories, sayings, patterns and memories. There is no rush and no score.

Some activities have two pages. First you look at a page marked STUDY. When you are ready, turn the page and answer the questions marked RECALL. Try not to peek!

One or two activities a day is a good rhythm. Any answer on the Memories and Name Five pages is a good answer.

The answers are at the back of the book. A pencil works best.

A Note for Family and Helpers

- Sit together in good light with a pencil and a cup of something nice.
- Read the instructions aloud and point to the pictures. Share your own memories first: it often helps a story come.
- Praise the effort, not the result. There is no score and no hurry.
- If an activity feels too hard today, skip it and come back another time.
- Stop while it is still fun. Short and often works better than long.
- The answers are at the back, for you. The Memories pages have no right or wrong answers.

Contents

Welcome **3**

A Note for Family and Helpers **4**

The Activities (90) **7**

Answers **133**

What's inside

Finish the Saying	**8**
Name Five	**7**
Word Memory	**7**
Picture Memory	**7**
Memories and Thoughts	**7**
Cross It Out	**7**
Copy the Pattern	**7**
Missing Letters	**5**
Story Memory	**7**
What Changed?	**5**
In What Order?	**5**
Word Scramble	**5**
Find the Single Picture	**4**
Number Memory	**5**
Word Partners	**4**

Sample pages



This book belongs to

1 Finish the Saying

Finish each saying. Circle A, B or C.

1. There's no place like _____

(A) home (B) perfect (C) godliness

2. Ask no questions and hear no _____

(A) men (B) power (C) lies

3. Better late than _____

(A) broth (B) never (C) pie

4. Two heads are better than _____

(A) forward (B) one (C) ice

5. Good things come to those who _____

(A) wait (B) good (C) mule

Answers on page 133

Sample pages

2 Name Five

Any answer that fits is a good answer. If you get stuck, look around the room or think of a favorite place.

Name 5 things you can put in a sandwich.

1. _____
2. _____
3. _____
4. _____
5. _____

Name 5 things that can be knitted.

1. _____
2. _____
3. _____
4. _____
5. _____

Sample pages

3 Word Memory

STUDY

Read these seven words out loud, slowly. Try to picture each one in your mind.

Theme: A Country Fair

- **pie**
- **lemonade**
- **band**
- **tractor**
- **carousel**
- **sheepdog**
- **pumpkin**

Tip: count the words, so you know how many to look for.

When you are ready, turn the page →

Sample pages

3 Word Memory

RECALL

Circle the seven words that were on the last page.

lemonade	**band**	**sheepdog**
cricket	**matches**	**pliers**
teapot	**pumpkin**	**letter**
lamp	**pie**	**reef**
carousel	**tractor**	

Answers on page 133

Sample pages

4 Picture Memory

STUDY

Look at these six pictures. Say each name out loud. Take your time.



carrot



moon



binoculars



tennis ball



piggy bank



cap

Tip: link the pictures in a little story, one after another.

When you are ready, turn the page →

Sample pages

4 Picture Memory

RECALL

Circle the six pictures you saw on the last page.



egg



binoculars



moon



piggy bank



newspaper



tennis ball



pencil



beetle

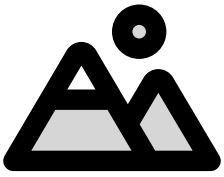

mountains



cap



carrot



feather

Answers on page 133

Sample pages