Picture Puzzles for Kids Ages 3-5

Odd One Out, Shadow Match, What Comes Next, Picture Sudoku and More: A Preschool Visual Perception Activity Book with Answers

AGES 3-5



Harper Lane

Sample pages

Picture Puzzles for Kids Ages 3-5

Odd One Out, Shadow Match, What Comes Next, Picture Sudoku and More: A Preschool Visual Perception Activity Book with Answers

Copyright © 2026 Harper Lane. All rights reserved. No part of this book may be copied or shared without permission, except that the owner may copy pages for use with their own children or class.

Every puzzle in this book was made by computer for this edition and then checked by a second, separately written program: each odd one out, shadow, pattern, pair, twin, count, sudoku, size row and mirror picture has exactly one right answer, and the answers at the back were worked out again from the pictures themselves.

Pictures: Microsoft Fluent Emoji (Flat), used under the MIT licence. Fonts: Fredoka, Andika, Lato, Patrick Hand (SIL Open Font License).

212 puzzles on 80 activity pages. Black-and-white edition: the pictures are line art, ready to color in too.

This book belongs to

_____

Age _____



Draw yourself here!

123 Contents

For Grown-Ups 5

Meet the Puzzles 6

Easy Puzzles (1 star) 8

Medium Puzzles (2 stars) 49

The first page of each kind of puzzle:

What's Missing? 9

Big and Small 10

Odd One Out 11

Which Two Are the Same? 12

Count and Compare 13

Match the Pairs 14

Shadow Match 15

What Comes Next? 16

Mirror Pictures 17

Picture Sudoku 18

Answers 90

Your Certificate 104

Sample pages

For Grown-Ups

This book has 212 picture puzzles on 80 pages for ages 3-5. They train the looking skills that come before reading and math: noticing small differences, matching shapes, following patterns, counting carefully, comparing sizes and seeing symmetry.

Start with the guide.

Pages 6-7 show one solved example of every puzzle type. Do them together first.

A page a day.

Short, happy sessions work best. Stop while it is still fun.

Ask "how do you know?"

Let your child point and explain. Talking about what is different is half the learning.

It gets harder slowly.

The stars at the top of each page show the level: 1 star easy, 2 stars medium. The pages mix the puzzle types so every day feels new.

Every puzzle has one answer.

Each puzzle was checked by computer. The answers start on page 90: every page is shown small with its answers drawn in.

Pencils and crayons.

Kids circle, draw lines and write numbers. The pictures are line art, so they can color them in afterwards.

Sample pages

Meet the Puzzles

Odd One Out

One picture is not like the others: a different picture, turned, flipped, a different size or missing a part.



Shadow Match

Find the shadow with exactly the same shape. Watch for shadows that are flipped or missing a part.



What Comes Next?

Say the pattern out loud: cat, dog, cat, dog... Which picture comes next?



Circle:



Which Two Are the Same?

Look closely. Only two of the pictures are exactly alike.

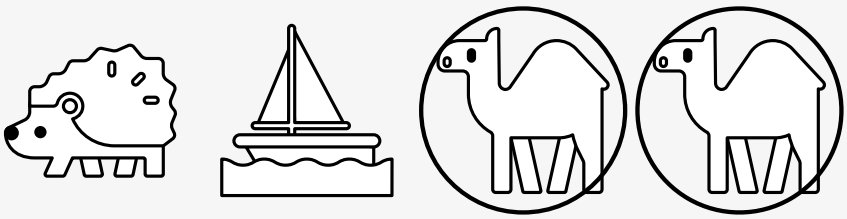

What's Missing?

Compare the two pictures part by part, then draw the part that is missing.



Sample pages

Meet the Puzzles (continued)

Big and Small

Compare the sizes: find the biggest or the smallest, or number them from small to big.



Match the Pairs

Find each picture's twin (or its shadow) and join them with a line.

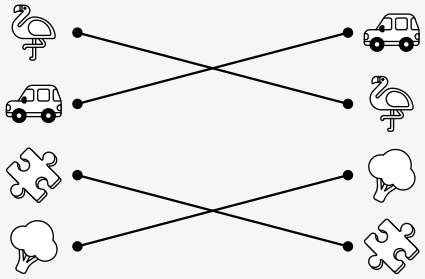

Count and Compare

Count each kind of picture and write the number. Tick each one as you count it.



Picture Sudoku

Every row, every column and every thick box has all four pictures, once each.

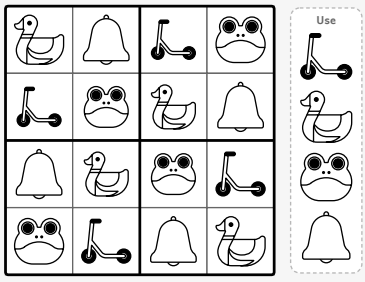

Mirror Pictures

Both halves of a mirror picture match. Color the empty half to match the other one.

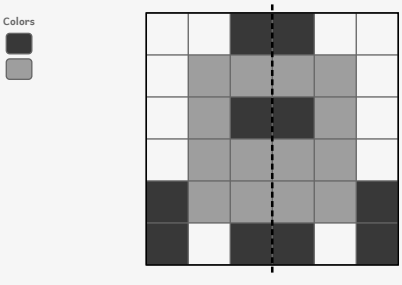

Sample pages



Easy Puzzles

Big pictures and a few choices. Look, point, then circle!



? What's Missing?

→ Look at the first picture. Draw what is missing in the second one.

1

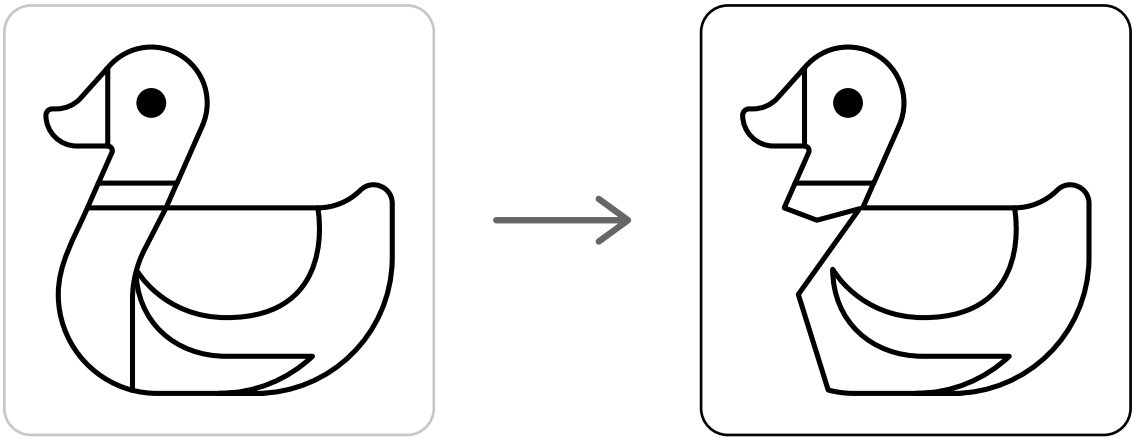

2

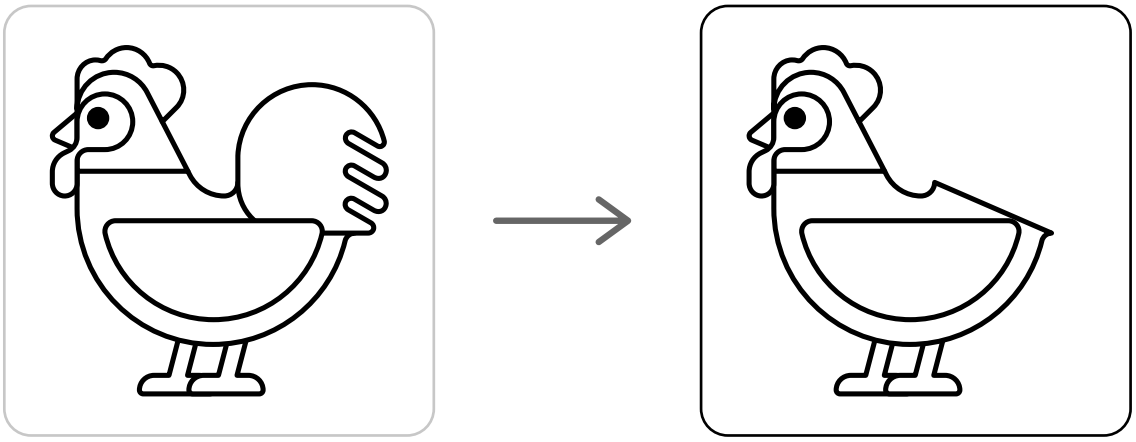

3

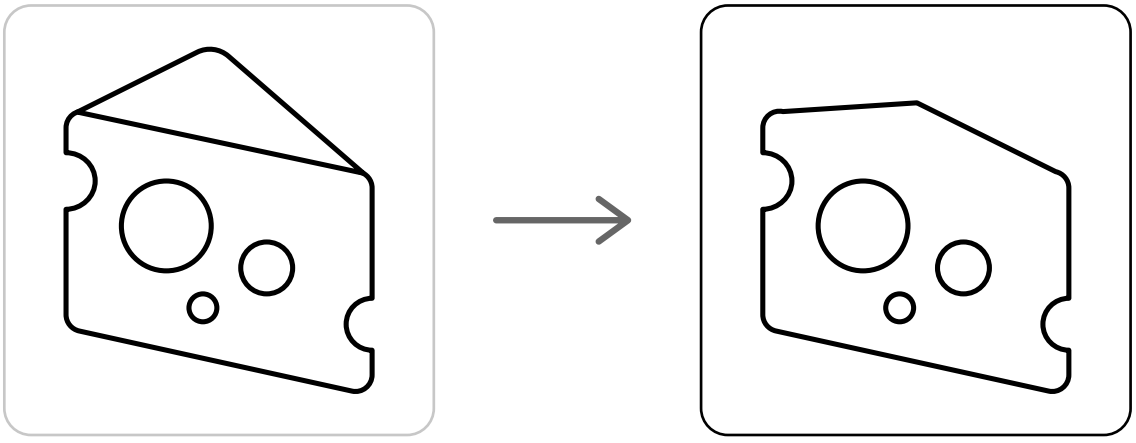

I did it!

Sample pages

Big and Small

→ Circle the biggest or the smallest, as each row asks.

1 **Circle the smallest.**



2 **Circle the biggest.**



3 **Circle the smallest.**



I did it!

Sample pages

Odd One Out

→ Look at each row. Circle the picture that is different.

1



2



3



4



I did it!

Sample pages

Which Two Are the Same?

→ Circle the two pictures that are exactly the same.

1



2



3



I did it!

Sample pages