SAMURAI SUDOKU PUZZLE BOOK

Large Print Samurai Sudoku

100 Easy to Expert Puzzles, Five Overlapping Grids, One Big Puzzle per Page, with Solutions

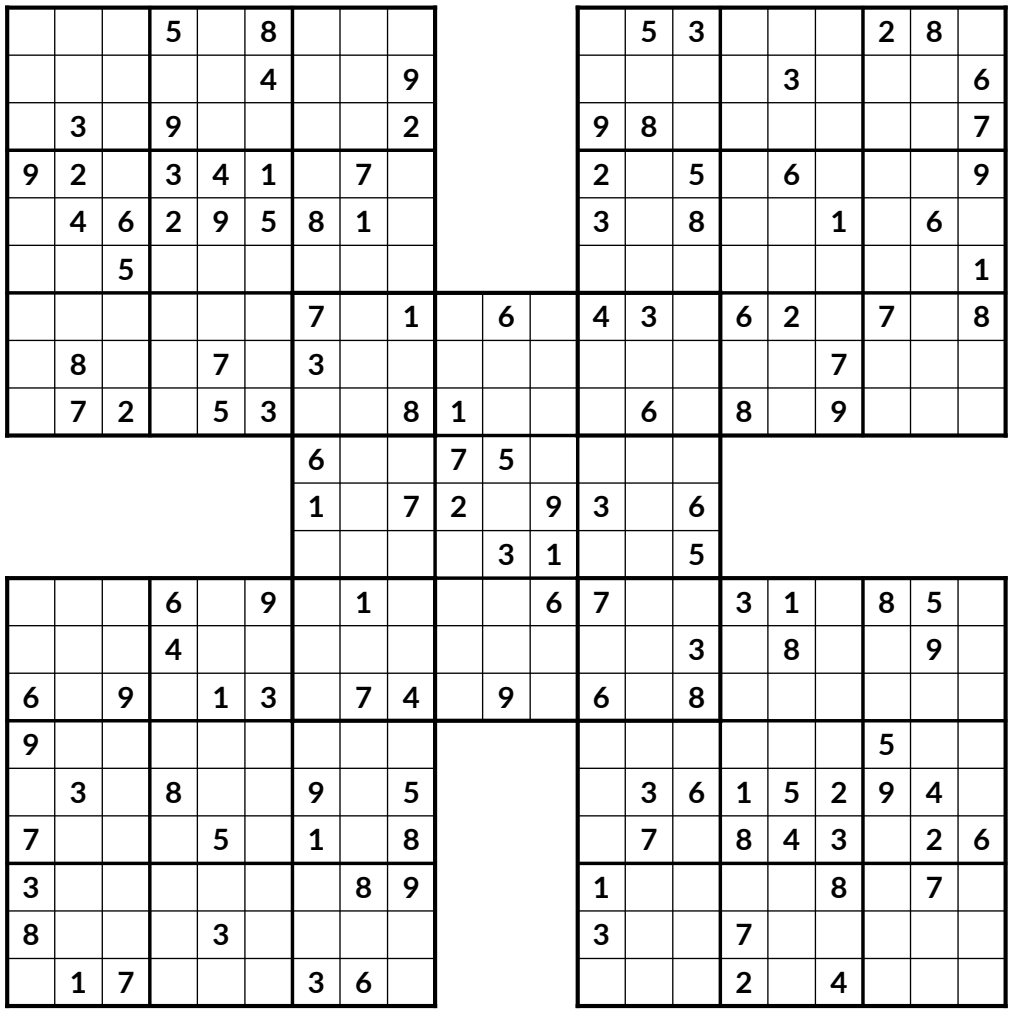

Harper Lane

Sample pages

Large Print Samurai Sudoku

100 Easy to Expert Puzzles, Five Overlapping Grids, One Big Puzzle per Page, with Solutions

Copyright © 2026 Harper Lane. All rights reserved.

No part of this book may be reproduced, stored in a retrieval system or transmitted in any form or by any means, electronic, mechanical, photocopying, recording or otherwise, without written permission from the publisher, except for brief quotations in a review. The puzzle pages may be copied for your own personal use.

All 100 puzzles in this book are original. Each one has exactly one solution and can be solved by logic alone, without guessing.

First edition, 2026

Contents

How to Play 4

How the Puzzles Are Graded 6

Easy Puzzles 8
Puzzles 1 to 25

Medium Puzzles 34
Puzzles 26 to 50

Hard Puzzles 60
Puzzles 51 to 75

Expert Puzzles 86
Puzzles 76 to 100

Solutions 112

Puzzle Log 162

Sample pages

How to Play

A samurai sudoku is five classic 9 x 9 sudoku grids joined together: one in the center and one at each corner. Each corner grid shares one 3 x 3 box with the center grid, so the four shaded boxes belong to two grids at the same time.

- ✓ Each of the five 9 x 9 grids follows the classic rules: every row, every column and every 3 x 3 box holds the numbers 1 to 9, each exactly once.
- ✓ A shaded square belongs to two grids, so its number must fit the rules of all of them.
- ✓ Rows and columns stop at the edge of their own grid: a row of the top left grid has nothing to do with the same line in the top right grid.



The center grid



The four shared boxes

Where to start

- ✓ Begin with the grid that has the most numbers already filled in. Solve as much of it as you can, like a normal sudoku.
- ✓ Every number you place in a shared box is a free clue for the neighboring grid. Carry it across and keep going there.
- ✓ Most grids cannot be finished on their own: they need the numbers from their neighbors. Keep moving between grids.

Every puzzle has exactly one solution, and you can always find it by logic, without guessing. Use a pencil. The solutions are at the back of the book, starting on page 112.

Sample pages

A Worked Example

Here is an easy puzzle and, below it, its solution. Bold numbers are the ones you start with; the gray numbers are the ones you fill in. Pick any row, column or box of any of the five grids in the solution and you will find 1 to 9 exactly once.

Puzzle

3		8	7					5
2	9				5			6
5	1	6		2	9			4
6		3						9
		9					6	
	8					7		
	6		5	1	2		3	7
		5		9				
					4	5		

			1	9	5			6
				2			8	3
4		6		7	8		5	
2	1	7	6			8		5
			2	5			6	
6				4		9		
	4			8				4
	2	3				4		1
		7		6	4	7		2	5	9	8

			7	8		4		6
			1					7
			7		4		9	6

7	6	5	3		8	4	1	
1	8		7					
3				1				
		3		7				4
	7			8	5			
8		1			3	7	6	5
	1		4	3		6		8
9	3			6				
6			9	5	7			

8					3			
			2	7				
2	4			3				
		6						
	7							
5								
1			5	4		2	7	3
8			7				6	9
3					9	5		8

Solution

3	4	8	7	6	1	2	9	5
2	9	7	4	3	5	1	8	6
5	1	6	8	2	9	3	7	4
6	5	3	2	8	7	4	1	9
4	7	9	1	5	3	8	6	2
1	8	2	9	4	6	7	5	3
8	6	4	5	1	2	9	3	7
7	2	5	3	9	8	6	4	1
9	3	1	6	7	4	5	2	8

7	8	3	1	9	5	4	2	6
5	9	1	4	2	6	7	8	3
4	2	6	3	7	8	1	5	9
2	1	7	6	3	9	8	4	5
9	4	8	2	5	1	3	6	7
6	3	5	8	4	7	9	1	2
6	4	8	1	5	2	9	8	3	6	7	4
5	2	3	8	7	9	5	6	4	2	3	1
9	1	7	3	6	4	7	1	2	5	9	8

2	9	5	7	8	1	4	3	6
1	6	3	4	5	2	9	8	7
7	8	4	3	9	6	5	2	1

7	6	5	3	9	8	4	1	2
1	8	4	7	2	6	3	5	9
3	2	9	5	1	4	8	7	6
2	5	3	6	7	9	1	8	4
4	7	6	1	8	5	9	2	3
8	9	1	2	4	3	7	6	5
5	1	7	4	3	2	6	9	8
9	3	2	8	6	1	5	4	7
6	4	8	9	5	7	2	3	1

8	6	5	7	9	3	8	2	5	4	1	6
2	7	4	6	1	8	9	7	4	3	5	2
1	3	9	2	4	5	6	1	3	9	8	7
4	3	6	2	8	1	7	9	5
9	7	1	3	5	6	8	2	4
5	8	2	4	9	7	6	3	1
1	6	9	5	4	8	2	7	3
8	5	4	7	3	2	1	6	9
3	2	7	1	6	9	5	4	8

Sample pages

How the Puzzles Are Graded

Every puzzle in this book was checked by a solver that works like a person: it always uses the easiest technique that makes progress, and it never guesses. A puzzle's level is set by the hardest technique it needs, so a Hard puzzle really is harder than a Medium one. A second, separate solver then confirmed that every puzzle has exactly one solution.

★☆☆☆ **Easy**	**Puzzles 1–25 · 148–162 givens** Scanning only
★★☆☆ **Medium**	**Puzzles 26–50 · 126–137 givens** Hardest step: Naked Single, Pointing Pair
★★★☆ **Hard**	**Puzzles 51–75 · 107–116 givens** Hardest step: Naked Pair, Hidden Pair, Naked Triple
★★★★ **Expert**	**Puzzles 76–100 · 100–115 givens** Hardest step: Swordfish, XYZ-Wing, Simple Coloring

Solving techniques you will use

Scanning (hidden singles)

Pick a number and look at one box (or row, or column) of one grid. Cross out every square where it cannot go because the same number is already in that square's row, column or box, in any grid the square belongs to. If only one square is left, that is where it goes. Easy puzzles can be finished with this alone.

Pencil marks and naked singles

Write the possible numbers for a square as small pencil marks (its candidates). When a square has only one candidate left, that number goes there.

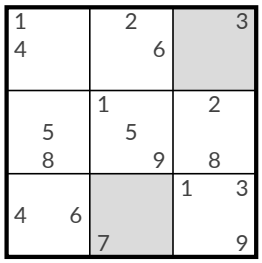

pencil marks

Sample pages

Pointing pairs and box/line reduction

If a candidate inside a box sits only in one row (or column), it must go in that part of the row, so you can erase it from the rest of that row. It works the other way round too: if in a row a candidate sits only inside one box, erase it from the rest of that box. In a samurai this often reaches across a shared box into the next grid.

Naked and hidden pairs (and triples)

If two squares in a row, column or box have the same two candidates and nothing else, those two numbers belong to those two squares: erase them from the rest of the unit. A hidden pair is the reverse: two numbers that can only go in the same two squares of a unit, so every other candidate in those squares can go.

X-Wing and XY-Wing

X-Wing: if a candidate appears exactly twice in each of two rows of a grid, and in the same two columns, erase it from the rest of those two columns. XY-Wing: a square with candidates XY sees one square with XZ and one with YZ. Whichever way the first square goes, one of the others is Z, so Z can be erased from any square that sees both of them.

Swordfish, XYZ-Wing and coloring

Swordfish is an X-Wing across three rows and three columns. XYZ-Wing is an XY-Wing whose pivot also holds Z. Coloring follows one candidate through squares where it has exactly two places to go and gives them alternating colors: one color must be true, so a square that sees both colors can lose that candidate.

Sample pages

EASY



Puzzles 1 to 25

Every puzzle can be solved by scanning alone.

Sample pages

Puzzle 1 ★☆☆☆ EASY

Time: _____

	6		8	3				9
3	8	1					5	
					5			3
5			2	8			9	
		3		9			8	4
			7		1	3		
	7		9			2		
9			6			5	4	
8		4	3			9		1

		5	3	1	6			8
	2	7			4		3	6
3		6		2				
	8	2	7	4		5		
1	7	3			2	4		
5	4		1				6	
7	5	4		3		8		
9		1				3		5
2	3	8				6	7	1

			5		9			3
	5						7	
6			1		7			

9	6	1				4	7	2
5		3				8		6
		8		7		3	9	5
	1				3		2	7
		9	7			1	4	8
		6		4	1	5	3	
				1		7		3
1	5		3			9	6	
6			4	5	9	2		

		2	4		1			
7	9			8		6		
	1			6	3			2
9			6					
	7					2	5	6
2				3	4		7	

Sample pages

Puzzle 2 ★☆☆☆ EASY

Time: _____

8	2					1						6		2	4	8	1		5	
9			2	8			5						4	1	9	7		8		2
1	3			6	4	2		9					9	8			6		4	
4			5		6			8					6			3	9			
	7		8				6					3	2			6			1	5
						4	3	2					8				2			4
7				3	8	9			8			2	7				5	4		
	8	4	9						9	5				4						
	9	1		5		8		7	2	1						4	8	1		3
							6		1	2										
							8	2				5	6							
										9	8		2							
1		3	9	6						7	9	6		1		9		3	8	
						3				6	2						4	6	9	
		5	2				7	6			1			2	8	5				7
6			3				8					9	7	8						
4	5			8			3	2					3				5		2	
			6	5			1					5			6		1			3
	7		4			1	2					4		9	1	2			3	6
2		4		1	8	9	6						6			4	9			8
	9		7	2	6	8		3						7					4	9

Sample pages

Puzzle 3 ★☆☆☆ EASY

Time: _____

4	1		9	2									5	8	9	7	4			
6	7	5												2			3	8	6	7
9		2		7	5			8											4	9
1	2				9		7					1	7	5	4	8				6
		3					9						6	4				7	8	1
7				4	2			1												
8			2			6				2	5		8		2			9	3	
	4		8				1		3			9		6		1	5	4	7	8
				5	4	2				1			4	3					1	2
								8	2		3	4								
							5	4	1	8	6	2	3							
								2	5		4	1								
2	4					8	9			3				2	5	8				
1	8	3	4	9		7		6			9		1				7		8	
	9	5			2		3		7	6				5			6			7
												4			1	9				3
3	1	4				2	5						5					1		
9				4	3	6	1	7					8		6				7	2
7	6											5			2	1		7		9
4	5	1	2			3												4	6	1
			7	5	9	1	6									6	9		2	8

Sample pages

Puzzle 4 ★☆☆☆ EASY

Time: _____

3			9	4	7		8													
1				6			4	7												
			2		1			5												
	3		7		4	5														
		8	1																	
				5	9	7	2	8												
9	2			7	5			3	1									1	6	7
6		3			2											8				1
8	4			1				9	4							2	5	9		
						1		4	3											
									2		4									
											9	6		2						
			6	2	9	3					2	8				6			4	3
1					5											5			9		8
	7	6	8								8	1				9	4			2	5
					3		2	4				9	3	2	8	1				
3	9	1		6		8		5									3	8		
2	5	4	7				6							8	4		6		1	
4			9	8	7			1				2			3		9			
7		5		1	6	4	8	9				7	1			8				4
8		9	5			7							8		1	2	4			7

Sample pages